

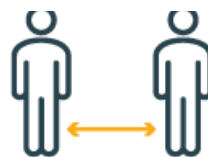
COVID-19 (Coronavirus Disease)

[MENU >](#)

CASES ARE RISING.
ACT NOW!



WEAR A MASK



STAY 6 FEET APART



AVOID CROWDS

V-safe After Vaccination Health Checker

Updated Dec. 10, 2020



Get vaccinated.
Get your smartphone.
Get started with v-safe.

Use your smartphone to tell CDC about any side effects after getting the COVID-19 vaccine. You'll also get reminders if you need a second vaccine dose.

V-safe is a smartphone-based tool that uses text messaging and web surveys to provide personalized health check-ins after you receive a COVID-19 vaccination. Through **v-safe**, you can quickly tell CDC if you have any side effects after getting the COVID-19 vaccine. Depending on your answers, someone from CDC may call to check on you and get more information. And **v-safe** will remind you to get your second COVID-19 vaccine dose if you need one.

Other v-safe Resources

[Troubleshooting](#)




[Frequently Asked Questions about v-safe](#)



Your participation in CDC's **v-safe** makes a difference — it helps keep COVID-19 vaccines safe.

When you get a COVID-19 vaccine, your healthcare provider will give you a **v-safe** information sheet. This sheet provides instructions on how to register and use **v-safe**.



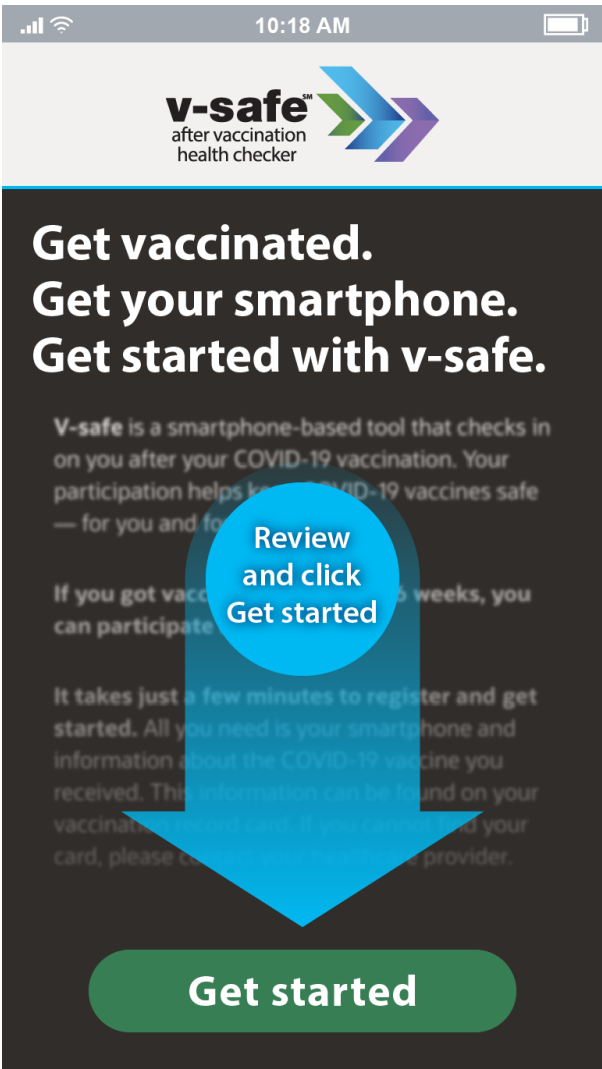
How to register and use v-safe

You will need your smartphone and information about the COVID-19 vaccine you received. This information can be found on the vaccination record card you received during your vaccination; if you cannot find your card, please contact your healthcare provider.

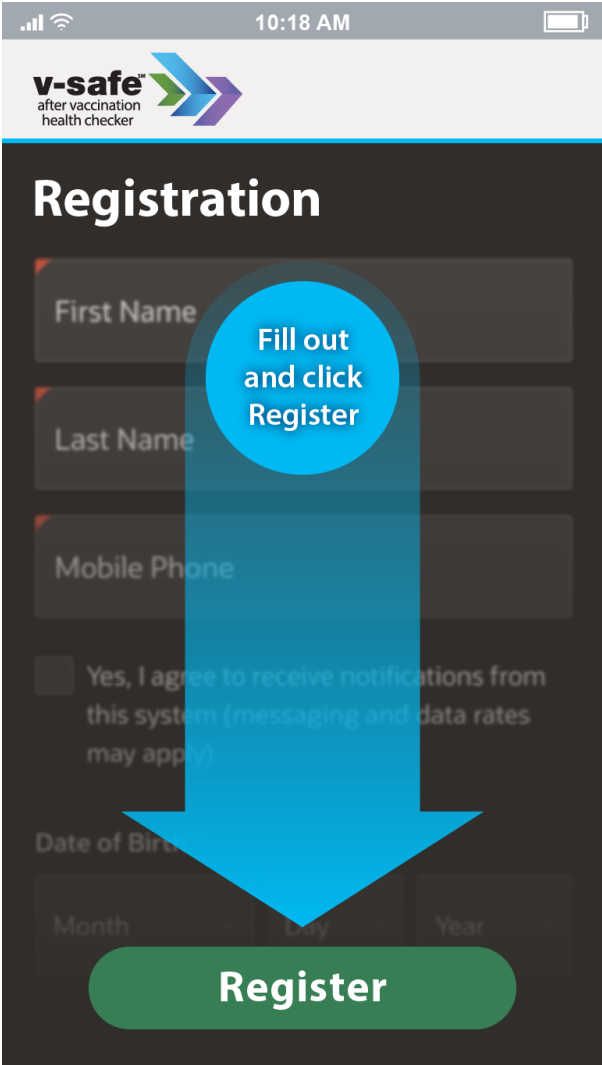


Register

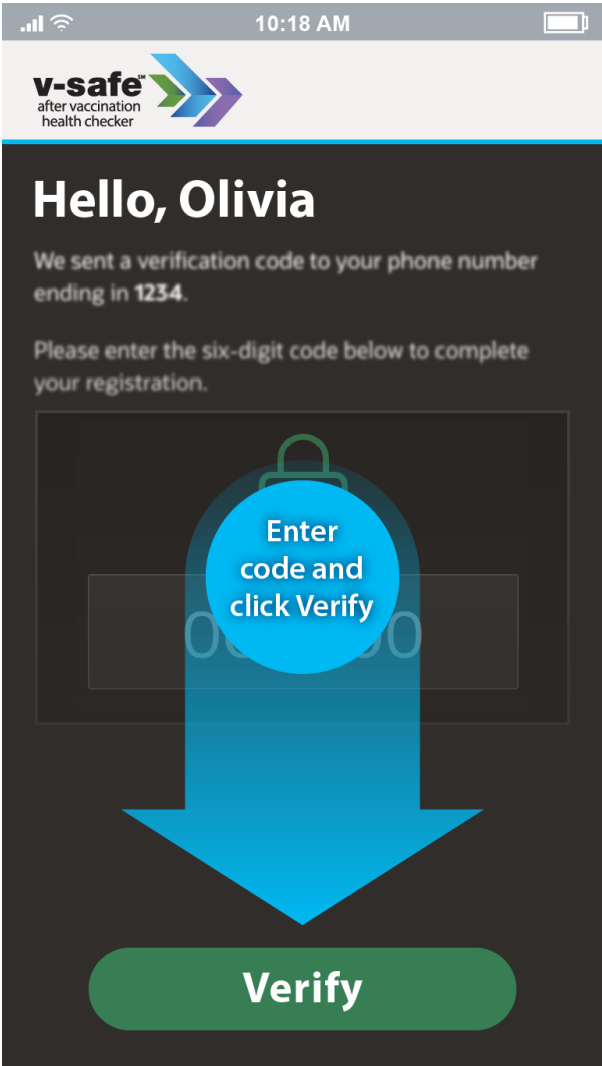
- 1. Go to the **v-safe** website (link provided on the **v-safe** information sheet your healthcare provider gave you during your COVID-19 vaccination). Read the onscreen instructions and click **Get Started**.



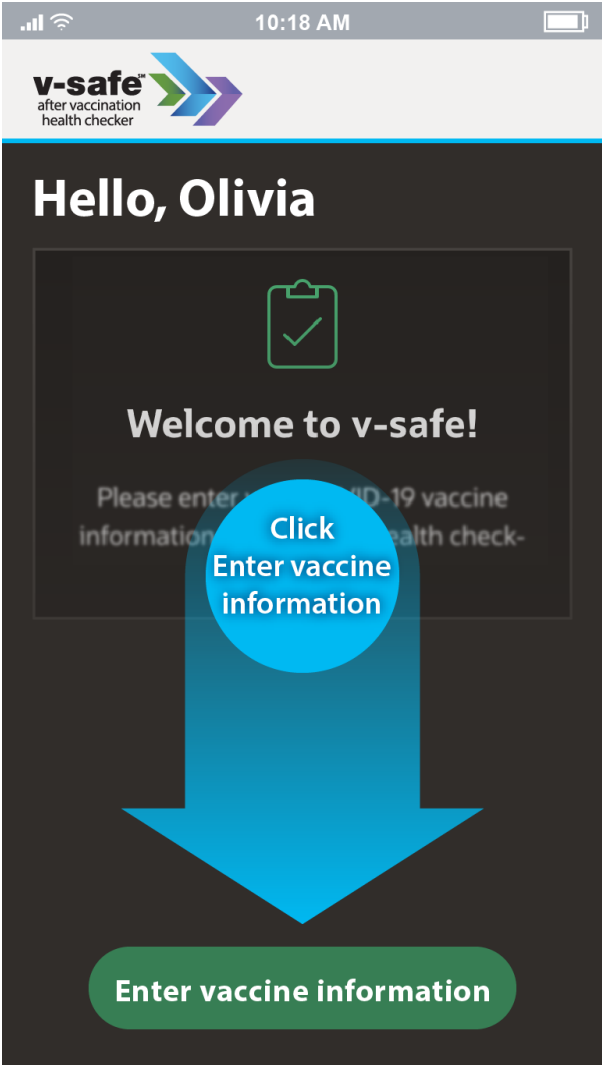
2. Enter your name, mobile number, and other requested information. Click **Register**.



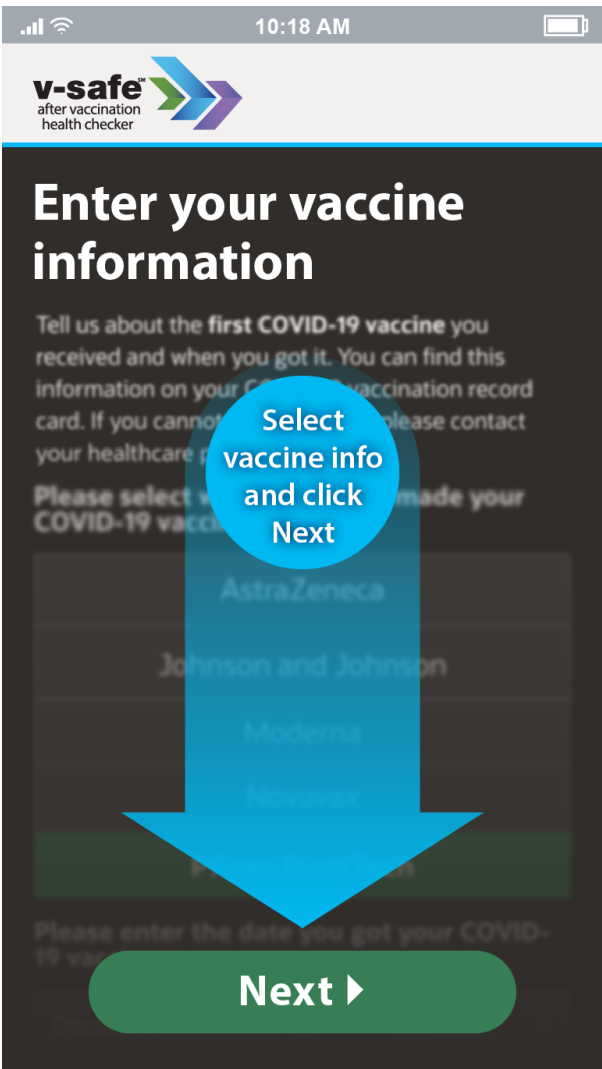
3. You will receive a text message with a verification code on your smartphone. Enter the code in **v-safe** and click **Verify**.



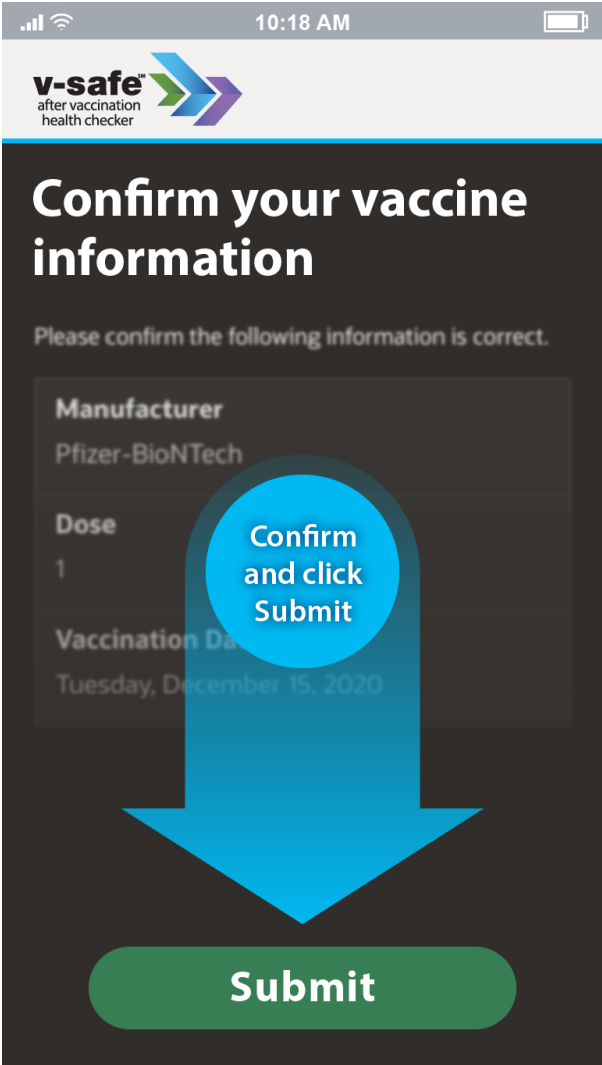
4. At the top of the screen, click **Enter vaccine information**.



5. Select which COVID-19 vaccine you received (found on your vaccination record card; if you cannot find your card, please contact your healthcare provider) and enter the date you were vaccinated. Click **Next**.

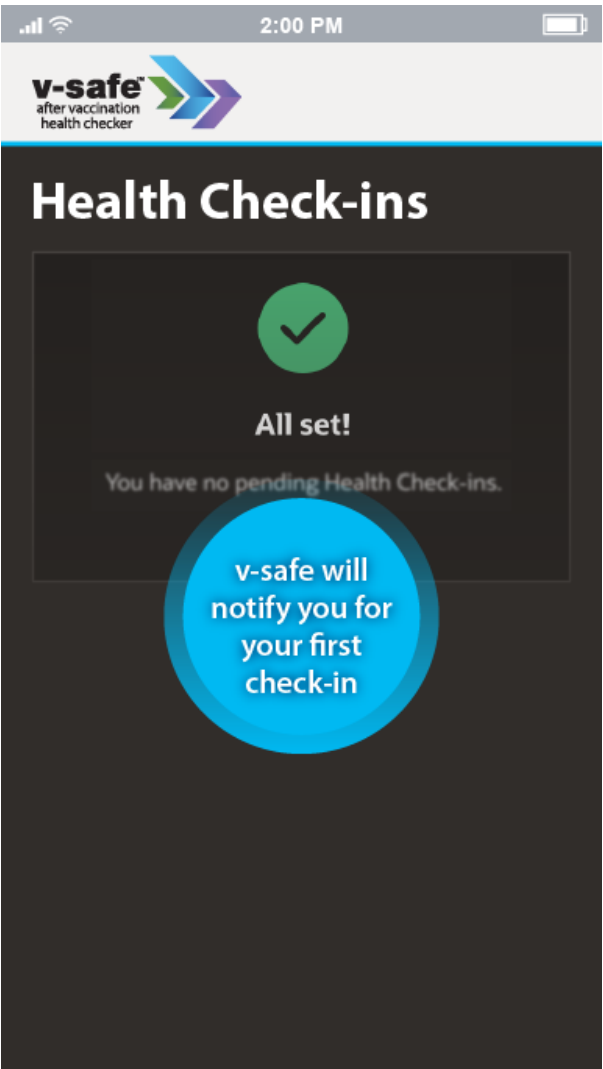


6. Review your vaccine information. If correct, click **Submit**. If not, click **Go Back**.

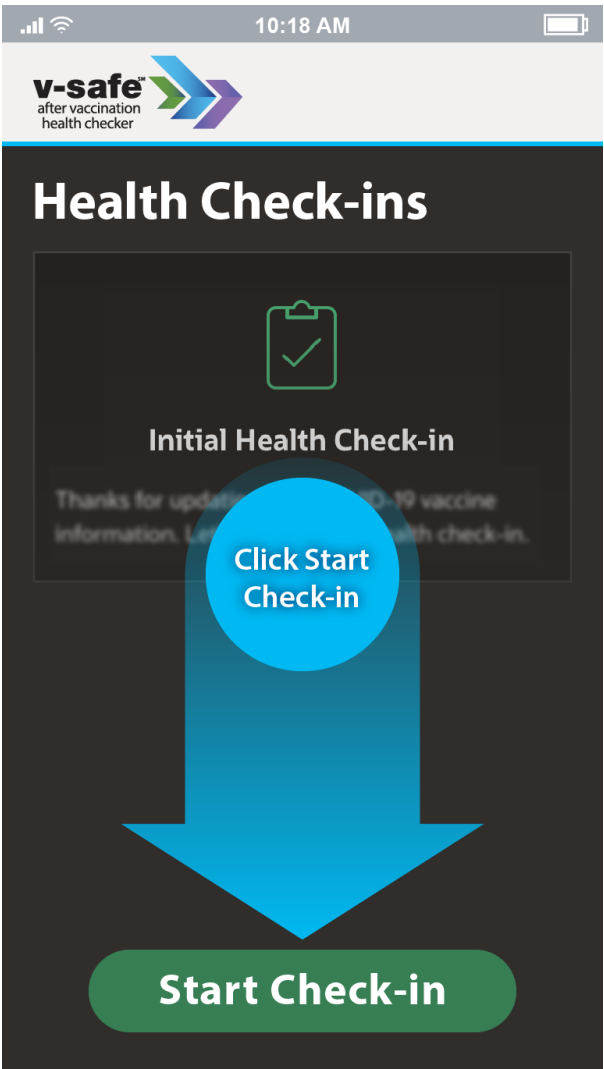


7. Congrats! You’re all set! If you complete your registration before 2 p.m. local time, **v-safe** will start your initial health check-in around 2 p.m. that day. If you register after 2 p.m., **v-safe** will start your initial health check-in immediately after you register — just follow the instructions.

Registration **before** 2 p.m. local time:



Registration **after** 2 p.m. local time:



What happens next?


You will receive a reminder text message from **v-safe** around 2 p.m. local time for the next check-in. Just click the link in the text message to start the check-in.

the next check-in. Just click the link in the text message to start the check-in.



Complete a v-safe health check-in

- 1. When you receive a **v-safe** check-in text message on your smartphone, click the link when ready.



- 2. Follow the instructions to complete the check-in.

v-safeSM
after vaccination
health checker




0%

Hi Olivia,

Let's start today's health check-in.

How are you feeling today? *



Good

Poor

Follow instructions to complete check-in.

Next >

Your information in v-safe is protected by administrative, technical, and physical measures that safeguard the confidentiality, integrity, and privacy of personal information.



Call 800-CDC-INFO (800-232-4636) TTY 888-232-6348
Open 24 hours, 7 days a week

More Information

Ensuring the Safety of COVID-19 Vaccines

Information about COVID-19 Vaccines

Frequently Asked Questions about COVID-19 Vaccination

Last Updated Dec. 10, 2020