



The STATE of Texas

Current Data

2023 FORHP FLEX Program

Critical Access Hospital Quality Improvement Bootcamp



Texas Hospital Association Foundation

This workshop is supported by the Health Resources and Services Administration (HRSA) of the U.S. Department of Health and Human Services (HHS) as part of the Medicare Rural Hospital Flexibility Grant. The contents are those of the author(s) and do not necessarily represent the official views of, nor an endorsement, by HRSA, HHS, or the U.S. Government.



TEXAS DEPARTMENT OF AGRICULTURE
COMMISSIONER SID MILLER



Current Medicare Beneficiary Quality Improvement Project (MBQIP) Measures

MBQIP measures are divided into two categories:

- **Core MBQIP Measures** are those that all state Flex Programs are expected to support. Reporting on these measures contributes towards a CAH's Flex [eligibility requirements](#).
- **Additional MBQIP Measures** are those that state Flex Programs can elect to support in addition to the Core measures, particularly in alignment with other partners or initiatives. While these measures are also rural relevant, they may not be as widely applicable across all CAHs. The MBQIP Measures resource includes a list of potential additional measures, but that list is not meant to be exhaustive. Flex programs can propose to work on other quality improvement topics within the four MBQIP domains. If there is not a nationally standardized or standardly reported measure currently available, Flex programs can propose a data collection mechanism.

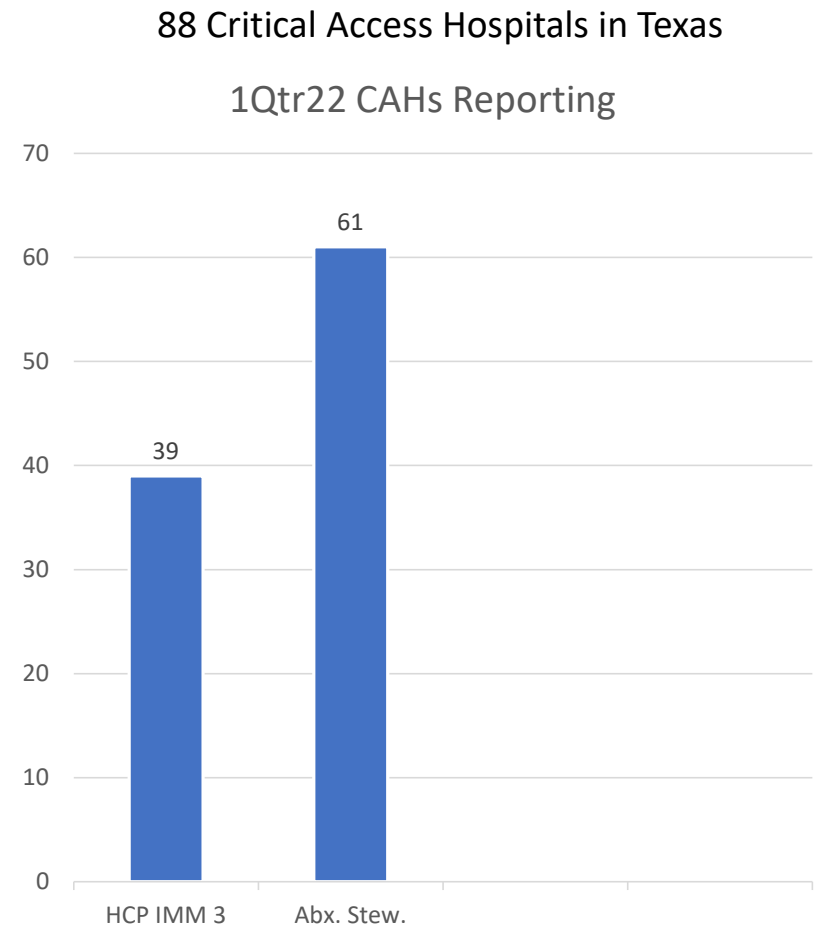
Core MBQIP Measures			
Patient Safety/Inpatient	Patient Engagement	Care Transitions	Outpatient
<p>HCP/IMM-3 (formerly OP-27): Influenza Vaccination Coverage Among Healthcare Personnel (HCP)</p> <p>Antibiotic Stewardship: Measured via Center for Disease Control National Healthcare Safety Network (CDC NHSN) Annual Facility Survey</p>	<p>Hospital Consumer Assessment of Healthcare Providers and Systems (HCAHPS)</p> <p><i>The HCAHPS survey contains 21 patient perspectives on care and patient rating items that encompass eight key topics:</i></p> <ul style="list-style-type: none"> • Communication with Doctors • Communication with Nurses • Responsiveness of Hospital Staff • Communication about Medicines • Discharge Information • Cleanliness of the Hospital Environment • Quietness of the Hospital Environment • Transition of Care <p><i>The survey also includes screener questions and demographic items. The survey is 29 questions in length.</i></p>	<p>Emergency Department Transfer Communication (EDTC)</p> <p><i>1 composite; 8 elements</i></p> <ul style="list-style-type: none"> • All EDTC Composite • Home Medications • Allergies and/or Reactions • Medications Administered in ED • ED provider Note • Mental Status/Orientation Assessment • Reason for Transfer and/or Plan of Care • Tests and/or Procedures Performed • Test and/or Procedure Results 	<p>AMI:</p> <ul style="list-style-type: none"> • OP-2: Fibrinolytic Therapy Received within 30 minutes • OP-3: Median Time to Transfer to another Facility for Acute Coronary Intervention <p>ED Throughput</p> <ul style="list-style-type: none"> • OP-18: Median Time from ED Arrival to ED Departure for <i>Discharged</i> ED Patients • OP-22: Patient Left Without Being Seen

Influenza and Antibiotic Stewardship

Hospitals Reporting

HCP/IMM-3

Abx.
Stewardship

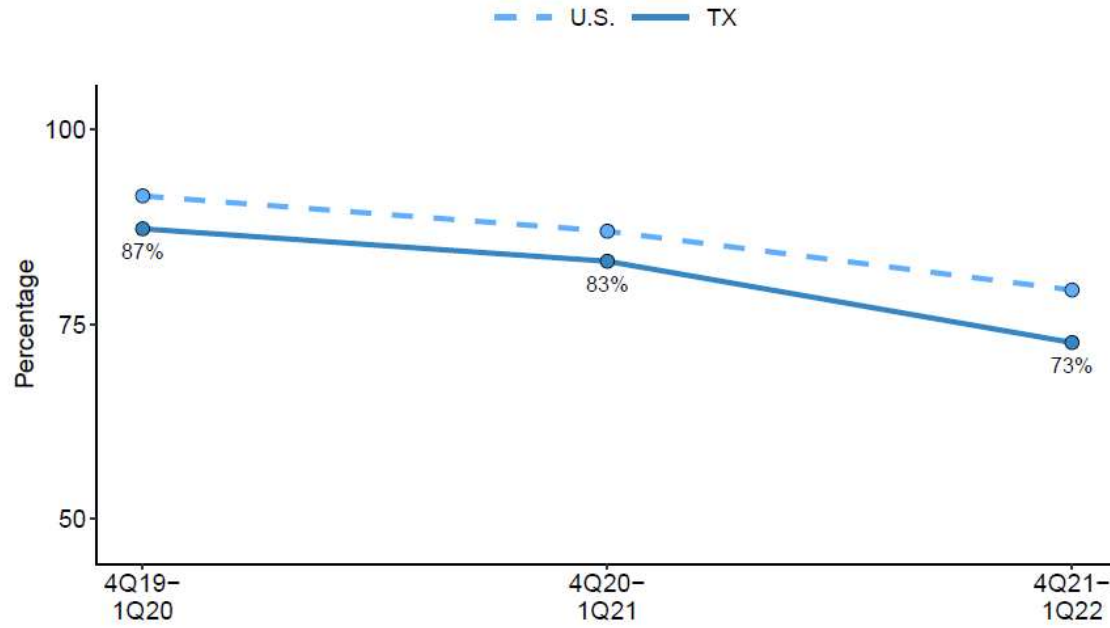


Texas

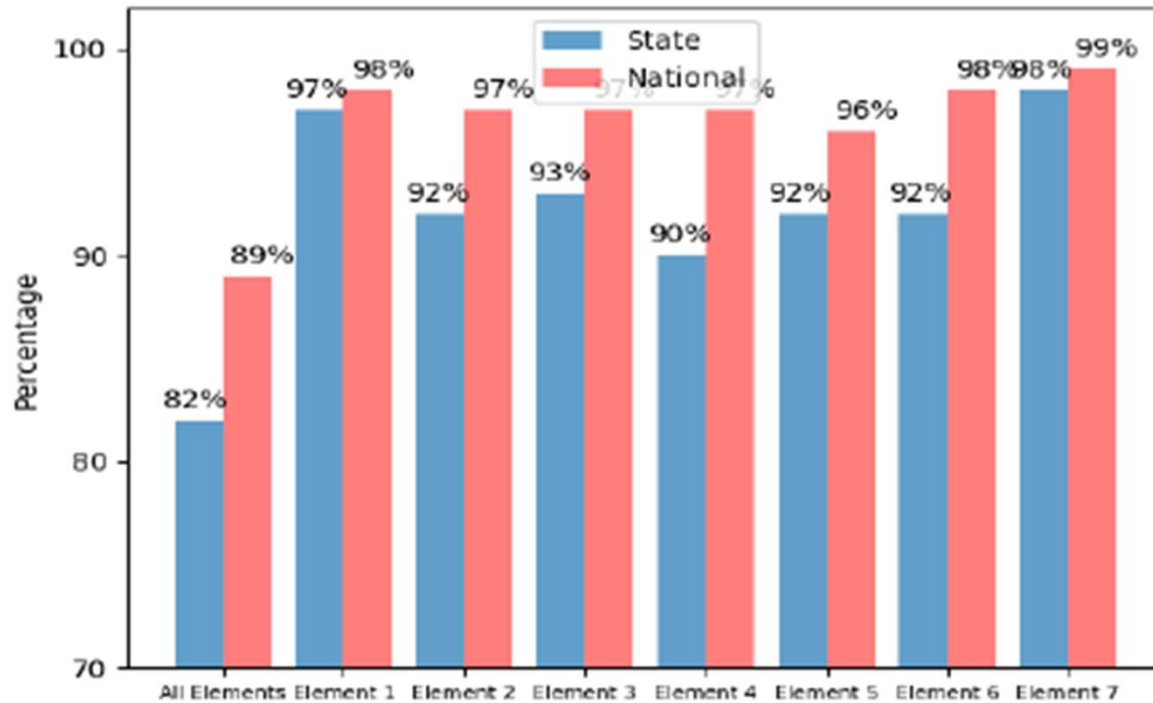
State-Level Patient Safety/Inpatient and Outpatient MBQIP Core Measures Report
Quarter 2 - 2022

Generated on 01/30/23

Figure 4. HCP/IMM-3 Trends in Texas and All CAHs Nationally
Healthcare workers given influenza vaccination



Current Survey Year



Outcomes
Abx.
Stewardship-
Annual

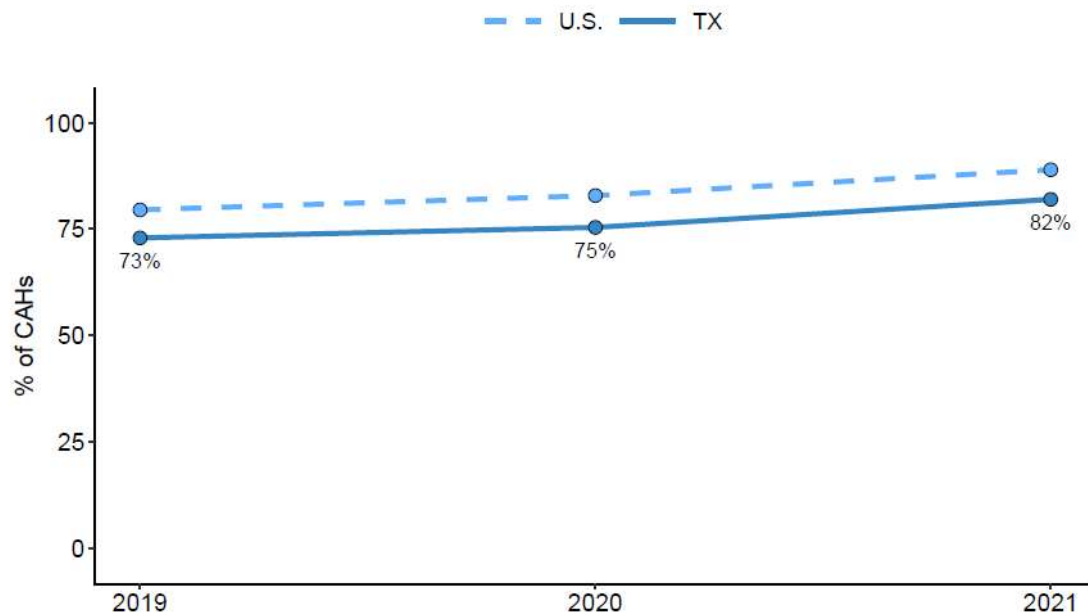
Only 61 hospitals reporting

Texas

State-Level Patient Safety/Inpatient and Outpatient MBQIP Core Measures Report
Quarter 2 - 2022

Generated on 01/30/23

Figure 5. Antibiotic Stewardship Trends in Texas and All CAHs Nationally
CAHs fulfilling the seven antibiotic stewardship core elements





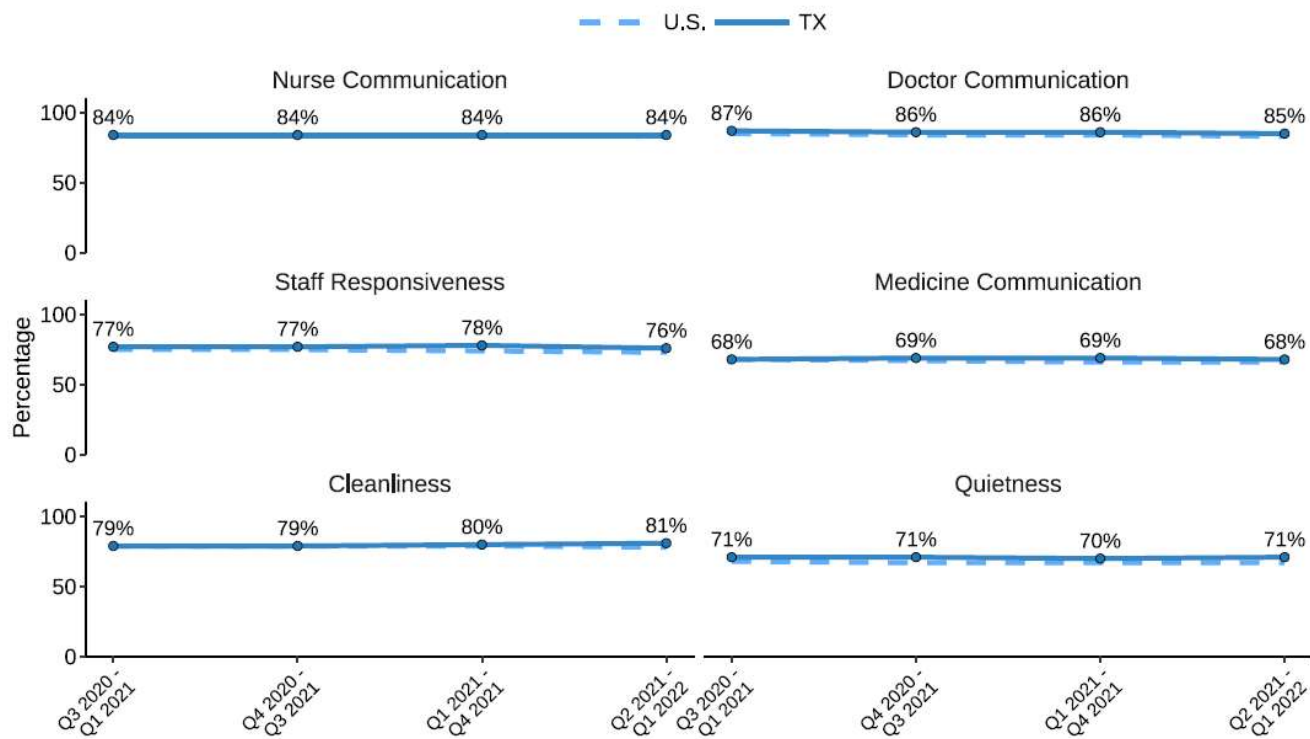
Pt. Engagement

HCAHPS-75
CAHs reporting
Most Current
Data-1Qtr22

Texas

State-Level Patient Experience Core Measures/HCAHPS Report
Current Reporting Period: Q2 2021 - Q1 2022

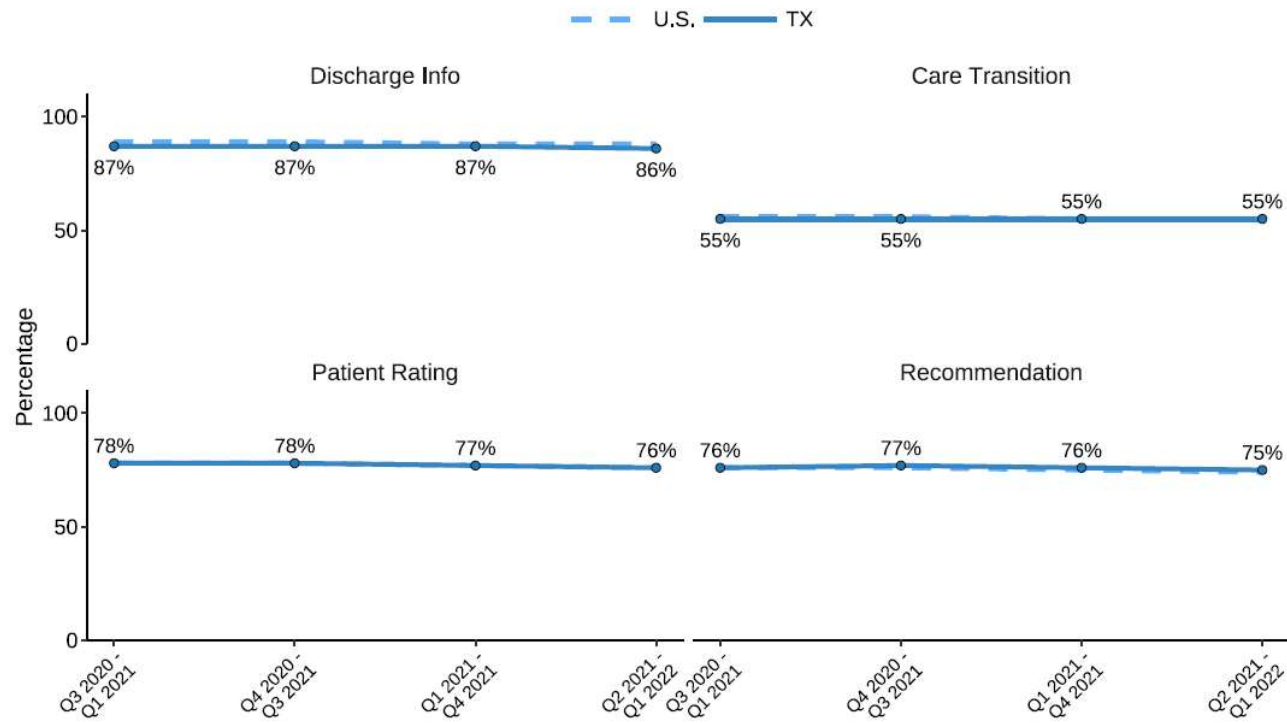
HCAHPS Trends in Texas and All CAHs Nationally



Texas

State-Level Patient Experience Core Measures/HCAHPS Report
Current Reporting Period: Q2 2021 - Q1 2022

HCAHPS Trends in Texas and All CAHs Nationally (continued)



Care Transitions

EDTC-61 CAHs reporting
Most Current Data-3Qtr22

Care Transitions Outcomes

Quarter 3 - 2022

Generated on 01/11/23

MBQIP Quality Measure	Your State's Performance by Quarter					State Current Quarter			National Current Quarter		Benchmark
	Q4 2021	Q1 2022	Q2 2022	Q3 2022	Aggregate for All Four Quarters	# CAHs Reporting	Average Current Quarter	90th Percentile	# CAHs Reporting	Average Current Quarter	Average Current Quarter
EDTC-All Composite	92%	92%	93%	92%	92%	63	92%	100%	1,175	90%	100%
Home Medications	94%	94%	96%	95%	95%	63	95%	100%	1,175	94%	100%
Allergies and/or Reactions	96%	97%	98%	98%	97%	63	98%	100%	1,175	96%	100%
Medications Administered in ED	97%	98%	98%	98%	98%	63	98%	100%	1,175	96%	100%
ED Provider Note	96%	97%	98%	98%	97%	63	98%	100%	1,175	95%	100%
Mental Status/Orientation Assessment	97%	97%	98%	98%	97%	63	98%	100%	1,175	96%	100%
Reason for Transfer and/or Plan of Care	98%	98%	99%	99%	99%	63	99%	100%	1,175	97%	100%
Tests and/or Procedures Performed	98%	98%	99%	99%	99%	63	99%	100%	1,175	96%	100%
Tests and/or Procedures Results	98%	98%	99%	99%	98%	63	99%	100%	1,175	96%	100%
Total Medical Records Reviewed (N)	N=2,158	N=2,163	N=2,319	N=2,394	N=9,034	N=2,394			N=49,873		

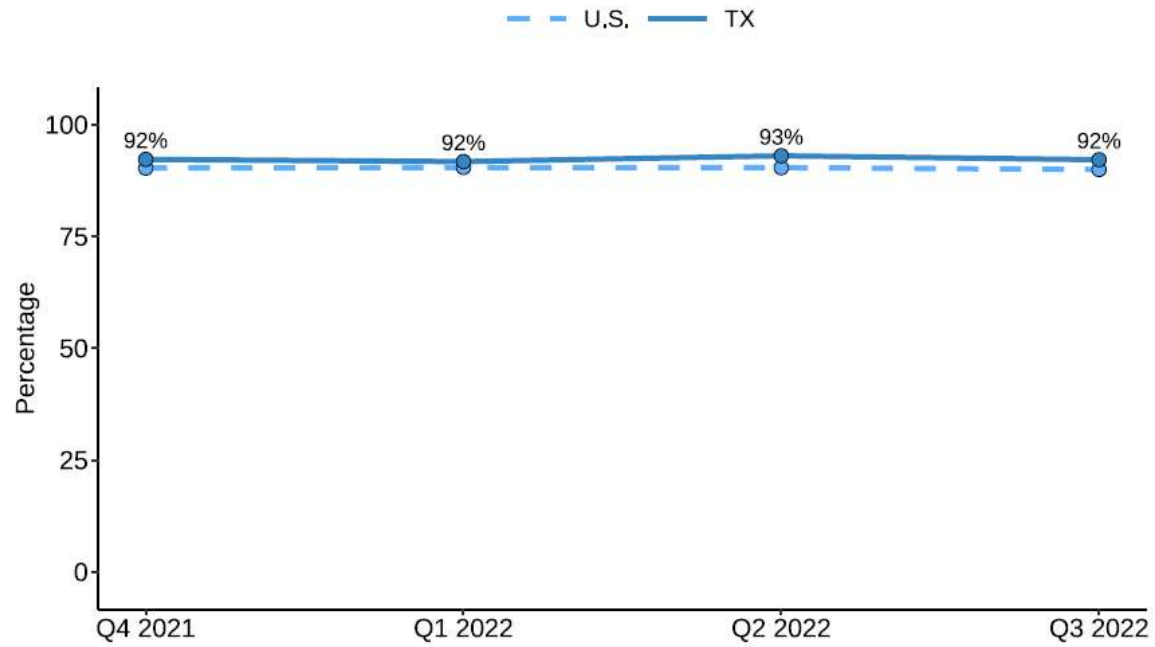
“N/A” indicates that no CAH data were submitted for this state.

Texas

State-Level Care Transition Core Measures/EDTC Report
Quarter 3 - 2022

Generated on 01/11/23

Figure 1. EDTC Composite Trend in Texas and All CAHs Nationally



Outpatient Metrics

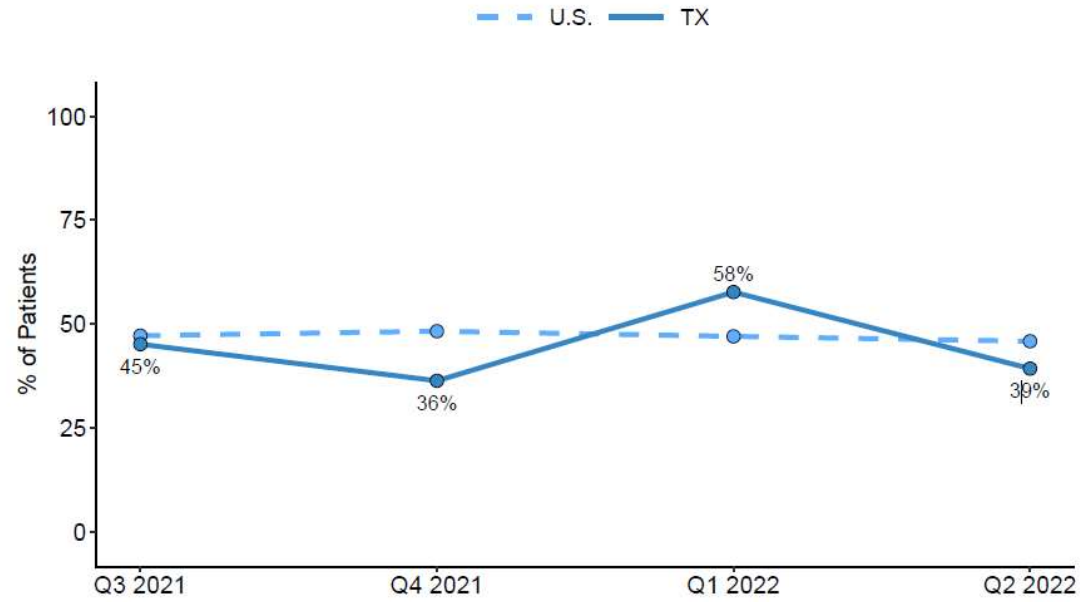
Most Current Data-2Qtr22

Texas

State-Level Patient Safety/Inpatient and Outpatient MBQIP Core Measures Report
Quarter 2 - 2022

Generated on 01/30/23

Figure 1. OP-2 Trends in Texas and All CAHs Nationally
Fibrinolytic therapy received within 30 minutes



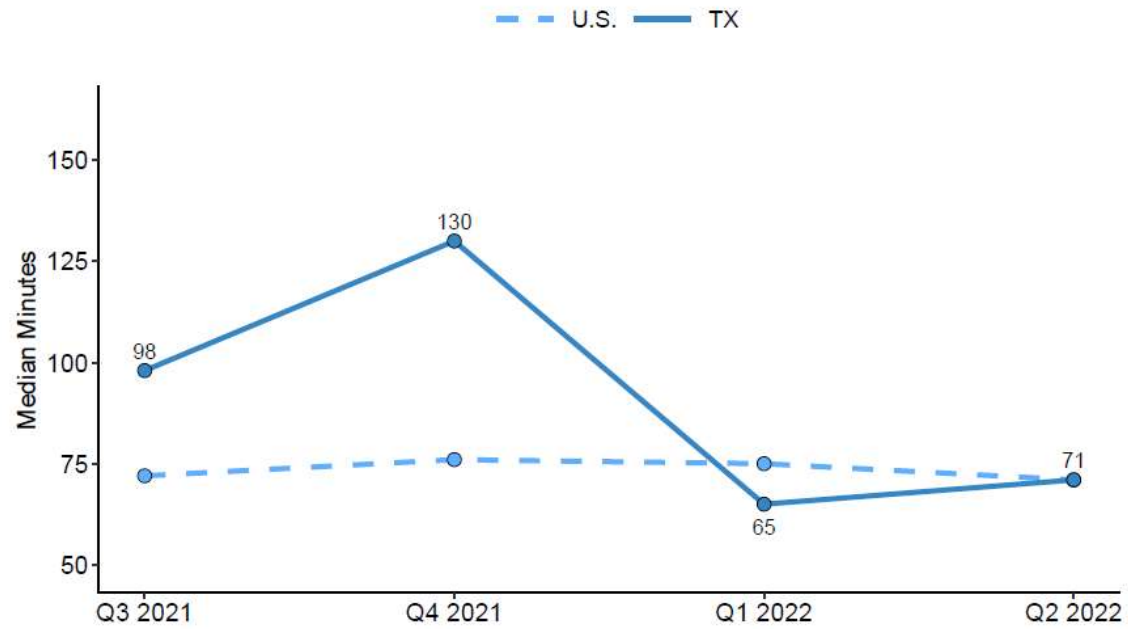
Texas

State-Level Patient Safety/Inpatient and Outpatient MBQIP Core Measures Report
Quarter 2 - 2022

Generated on 01/30/23

Figure 2. OP-3b Trends in Texas and All CAHs Nationally

Median time to transfer to another facility - acute coronary intervention (lower is better)

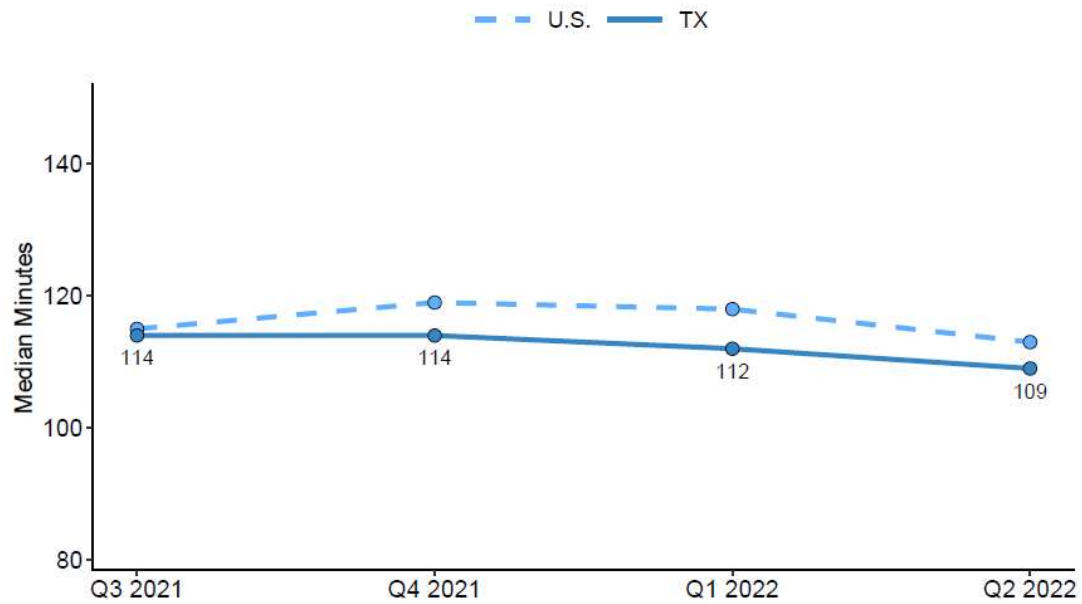


Texas

State-Level Patient Safety/Inpatient and Outpatient MBQIP Core Measures Report
Quarter 2 - 2022

Generated on 01/30/23

Figure 3. OP-18b Trends in Texas and All CAHs Nationally
Median time from ED arrival to ED departure for discharged patients (lower is better)



Measures Under Consideration

Measures Under Consideration

- [Antimicrobial Use and Resistance \(AUR\) Options](#)
- Electronic Clinical Quality Measure (eCQM) – Outpatient
 - [ST-Segment Elevation Myocardial Infarction \(STEMI\) \(OP-40\)](#)
- Electronic Clinical Quality Measures (eCQMs) - Inpatient
 - [Global Malnutrition Composite Score \(GMCS\)](#)
 - [Safe Use of Opioids – Concurrent Prescribing \(Safe Use of Opioids\)](#)
 - [Venous Thromboembolism Prophylaxis \(VTE-1\)](#)
- [Hospital Commitment to Health Equity](#)
- [Hybrid Hospital-Wide All Cause Readmissions \(Hybrid HWR\)](#)
- [Screening for Social Drivers of Health](#)
- [Screen Positive for Social Drivers of Health](#)
- [Sepsis \(SEP-1\)](#)



Questions???
